

## CONTENT

1. Student account information
2. Parent account information
3. Accessing Sharing Folder (for parents)
4. Step by step guide: Registration Form (Survey/consent)
5. Contact information

Site: <http://www.mconline.sg>

### STUDENT ACCOUNT INFORMATION

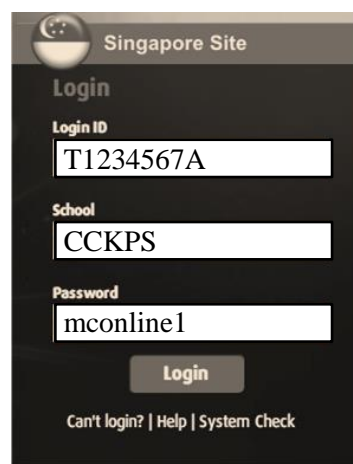
#### STUDENT's Login information

**Login ID:** Child's BC number

**School:** CCKPS

**Password:** mconline1

\*You are required to change your password after the first login.



The screenshot shows the login interface for the Singapore Site. It features a dark background with a light-colored header containing the site logo and name. Below the header, the word "Login" is displayed. There are three input fields: "Login ID" with the value "T1234567A", "School" with the value "CCKPS", and "Password" with the value "mconline1". A "Login" button is positioned below the password field. At the bottom, there is a link for "Can't login? | Help | System Check".

### PARENTS ACCOUNT INFORMATION

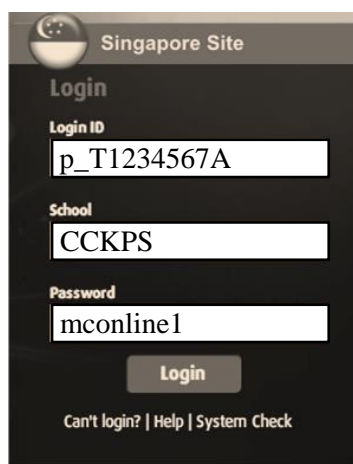
#### PARENTS Login information

**Login ID:** p\_[Child's BC number]

**School:** CCKPS

**Password:** mconline1

\*You are required to change your password after the first login.



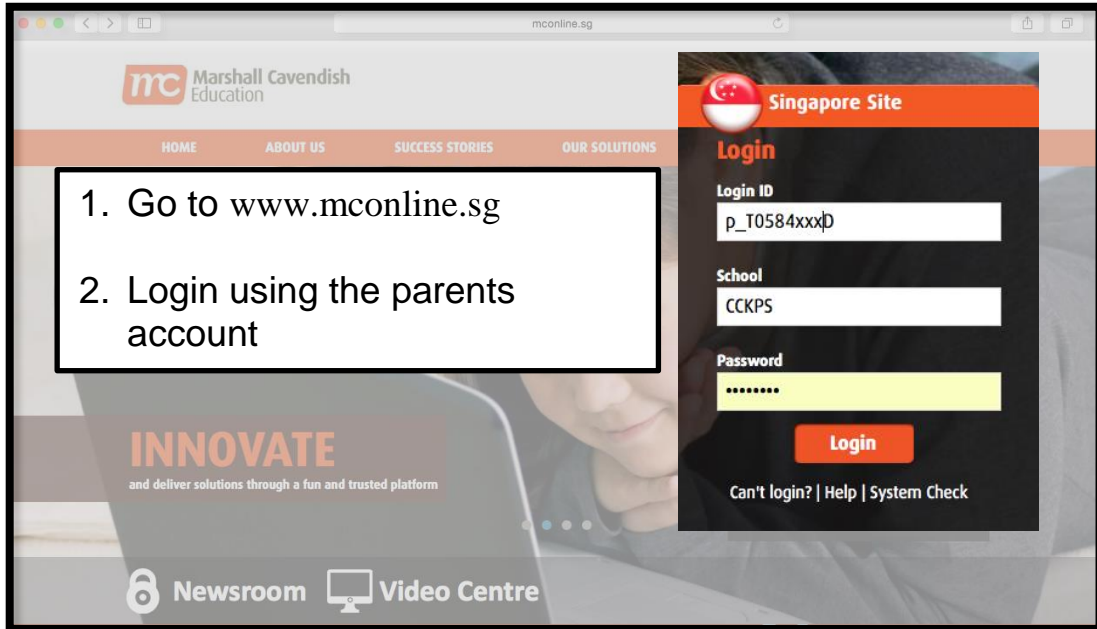
The screenshot shows the login interface for the Singapore Site, similar to the student version. It features a dark background with a light-colored header containing the site logo and name. Below the header, the word "Login" is displayed. There are three input fields: "Login ID" with the value "p\_T1234567A", "School" with the value "CCKPS", and "Password" with the value "mconline1". A "Login" button is positioned below the password field. At the bottom, there is a link for "Can't login? | Help | System Check".

### Accessing Sharing Folder (for parents)

For access to Breakfast Session and Workshop slides

1. Login using parent's account
2. Go to "Collaboration" tab
3. Go to "My Resources: Shared with me"

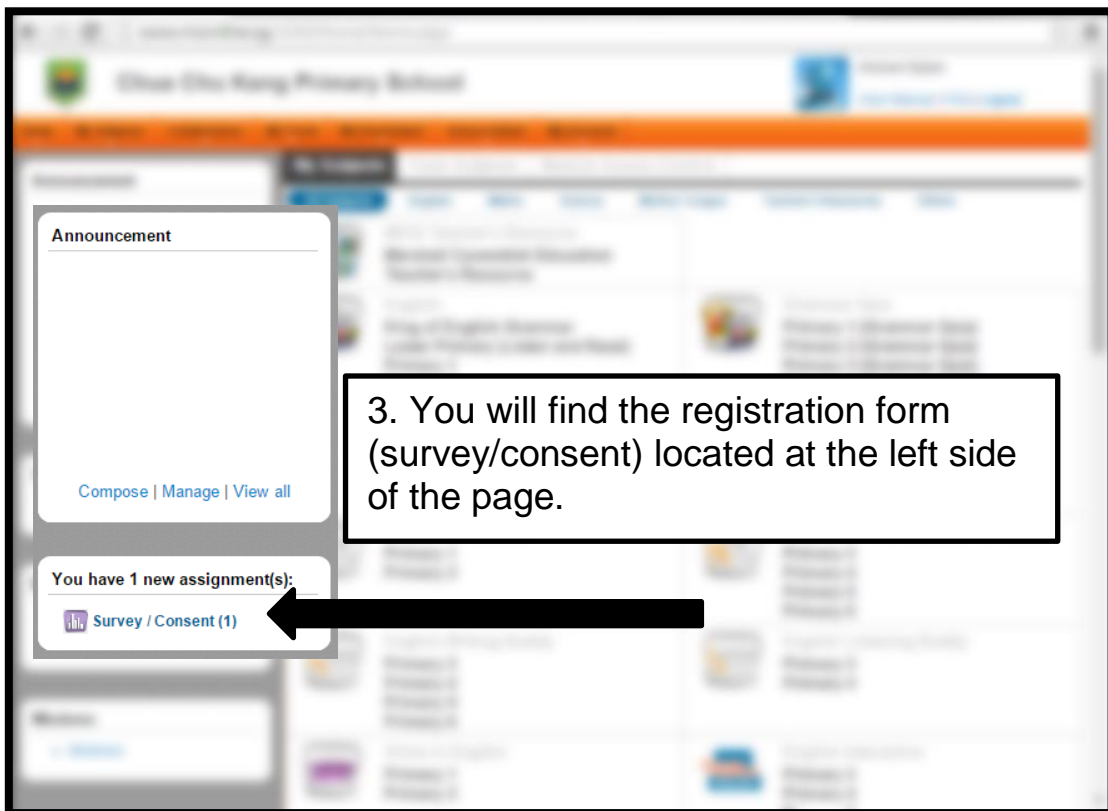
## Registration Form (Survey/consent)



The screenshot shows the Marshall Cavendish Education website. The top navigation bar includes links for HOME, ABOUT US, SUCCESS STORIES, and OUR SOLUTIONS. A prominent 'INNOVATE' banner is visible. On the right side, there is a 'Singapore Site' header and a 'Login' form with fields for Login ID (p\_T0584xxx), School (CCKPS), and Password. A 'Login' button is present below the password field. At the bottom, there are links for 'Newsroom' and 'Video Centre'.

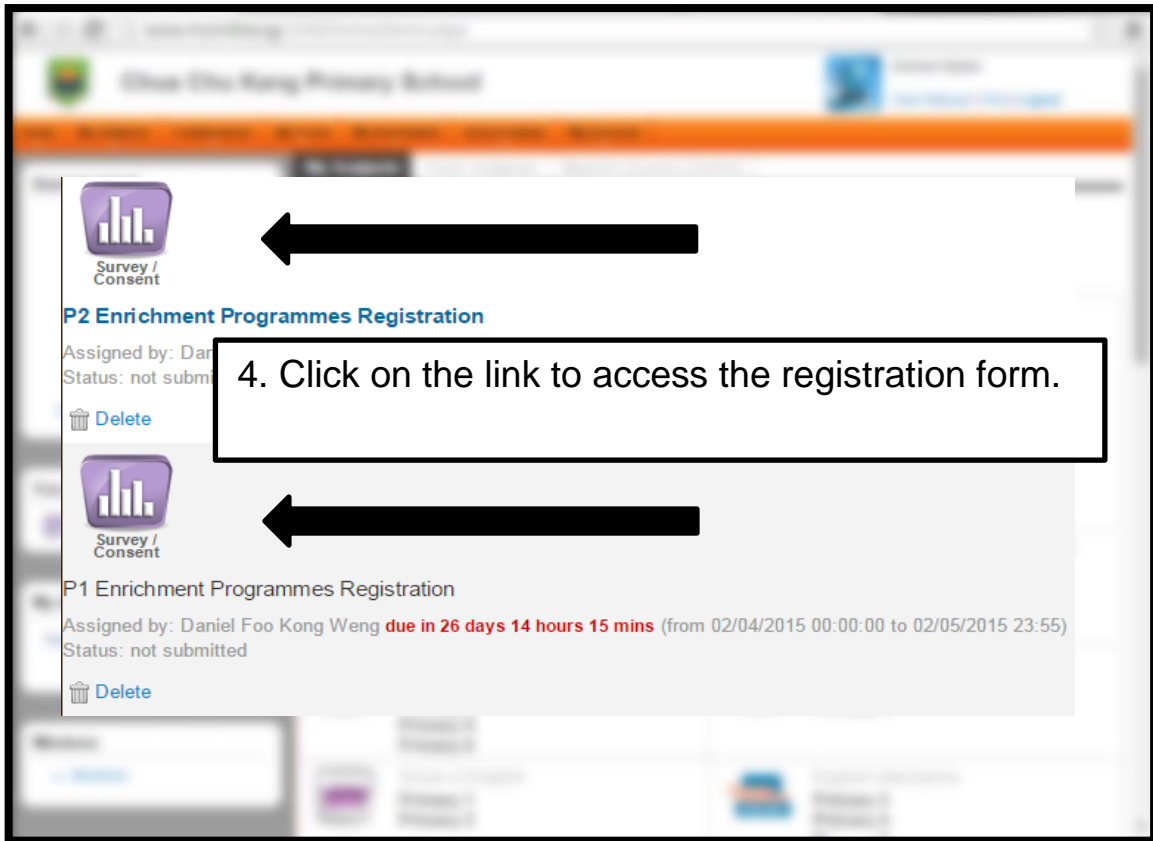
1. Go to [www.mconline.sg](http://www.mconline.sg)

2. Login using the parents account



The screenshot displays a parent portal dashboard for 'Shan Shi Hong Primary School'. On the left side, there is an 'Announcement' section and a notification that says 'You have 1 new assignment(s): Survey / Consent (1)'. A black arrow points from this notification towards the right side of the page.

3. You will find the registration form (survey/consent) located at the left side of the page.



**P2 Enrichment Programmes Registration**  
[\[ Survey / Consent \]](#)

→ Hisham Salam

(Art Enrichment / Keyboarding (Music) / SwimSafer Programme) \*Checkbox cannot be unchecked. If you encounter error or accidentally check on the wrong enrichment, close the form and redo the registration.

1) Programme 1

P2 Art Enrichment (Every Monday 10.00AM to 11.30AM / \$58.85 per pupil / Term 2 Week 4) ←

2) Programme 2 and 3

P2 Keyboarding Enrichment (Every Tuesday 10.00AM to 11.30AM / \$41.30 per pupil / Term 2 Week 4) ←

P2 SwimSafer Programme (Every Tuesday 09.00AM to 10.00AM OR 10.00AM to 11.00 / \$64.00 per pupil / Term 2 Week 4) ←

\* = Mandatory Question      →   ←

© 2015 Marshall Cavendish Education Pte. Ltd. All Rights Reserved.

5. Check that the name is correct.
6. Select the enrichment that your child is attending.
7. Click on the 'Submit' button after you are done.
8. If you encounter error or choose wrong enrichment, close the form and redo the registration.

The screenshot shows a web browser window with a confirmation dialog box. The dialog box title is "The page at https://www.mconline.sg says:" and the message is "Are you sure you want to submit?". There are "OK" and "Cancel" buttons. An arrow points to the "OK" button. The background shows a form titled "P2 Enrichment Programmes [ Survey / Consent ]" with a list of programs and a "Hisham Salam" name. A red error message is visible: "(Art Enrichment / Keyboarding (Music) / SwimSafer Programme) \*Checkbox cannot be unchecked. If you encounter error or accidentally check on the wrong enrichment, close the form and redo the registration." A text box in the foreground contains the following instructions:

9. A confirmation message will be shown at the top of the screen.

10. Click 'OK' to confirm the registration.

© 2015 Marshall Cavendish Education Pte. Ltd. All Rights Reserved. Marshall Cavendish Education logo.

## **GENERAL ENQUIRES**

For general enquires or to reset password,  
please send your request via the following email address to Mr. Daniel Foo:

**foo\_kong\_weng@moe.edu.sg**